
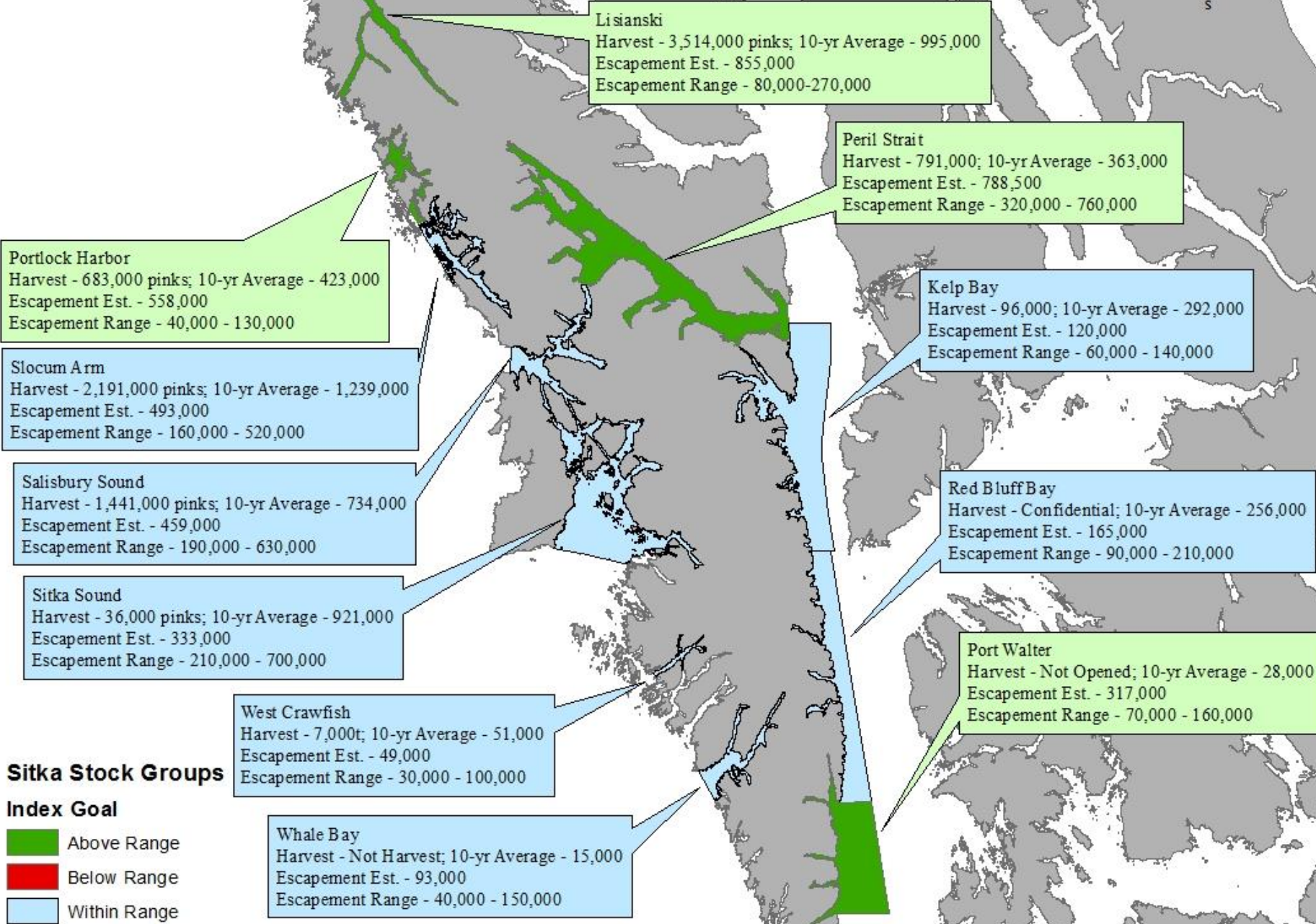


2019 Sitka Management Area Salmon Seine Summary



Eric Coonradt
Area Management Biologist

2017 Sitka Management Area Pink Salmon Summary



Lisianski
 Harvest - 3,514,000 pinks; 10-yr Average - 995,000
 Escapement Est. - 855,000
 Escapement Range - 80,000-270,000

Peril Strait
 Harvest - 791,000; 10-yr Average - 363,000
 Escapement Est. - 788,500
 Escapement Range - 320,000 - 760,000

Portlock Harbor
 Harvest - 683,000 pinks; 10-yr Average - 423,000
 Escapement Est. - 558,000
 Escapement Range - 40,000 - 130,000

Kelp Bay
 Harvest - 96,000; 10-yr Average - 292,000
 Escapement Est. - 120,000
 Escapement Range - 60,000 - 140,000

Slocum Arm
 Harvest - 2,191,000 pinks; 10-yr Average - 1,239,000
 Escapement Est. - 493,000
 Escapement Range - 160,000 - 520,000

Salisbury Sound
 Harvest - 1,441,000 pinks; 10-yr Average - 734,000
 Escapement Est. - 459,000
 Escapement Range - 190,000 - 630,000

Red Bluff Bay
 Harvest - Confidential; 10-yr Average - 256,000
 Escapement Est. - 165,000
 Escapement Range - 90,000 - 210,000

Sitka Sound
 Harvest - 36,000 pinks; 10-yr Average - 921,000
 Escapement Est. - 333,000
 Escapement Range - 210,000 - 700,000

Port Walter
 Harvest - Not Opened; 10-yr Average - 28,000
 Escapement Est. - 317,000
 Escapement Range - 70,000 - 160,000

West Crawfish
 Harvest - 7,000; 10-yr Average - 51,000
 Escapement Est. - 49,000
 Escapement Range - 30,000 - 100,000

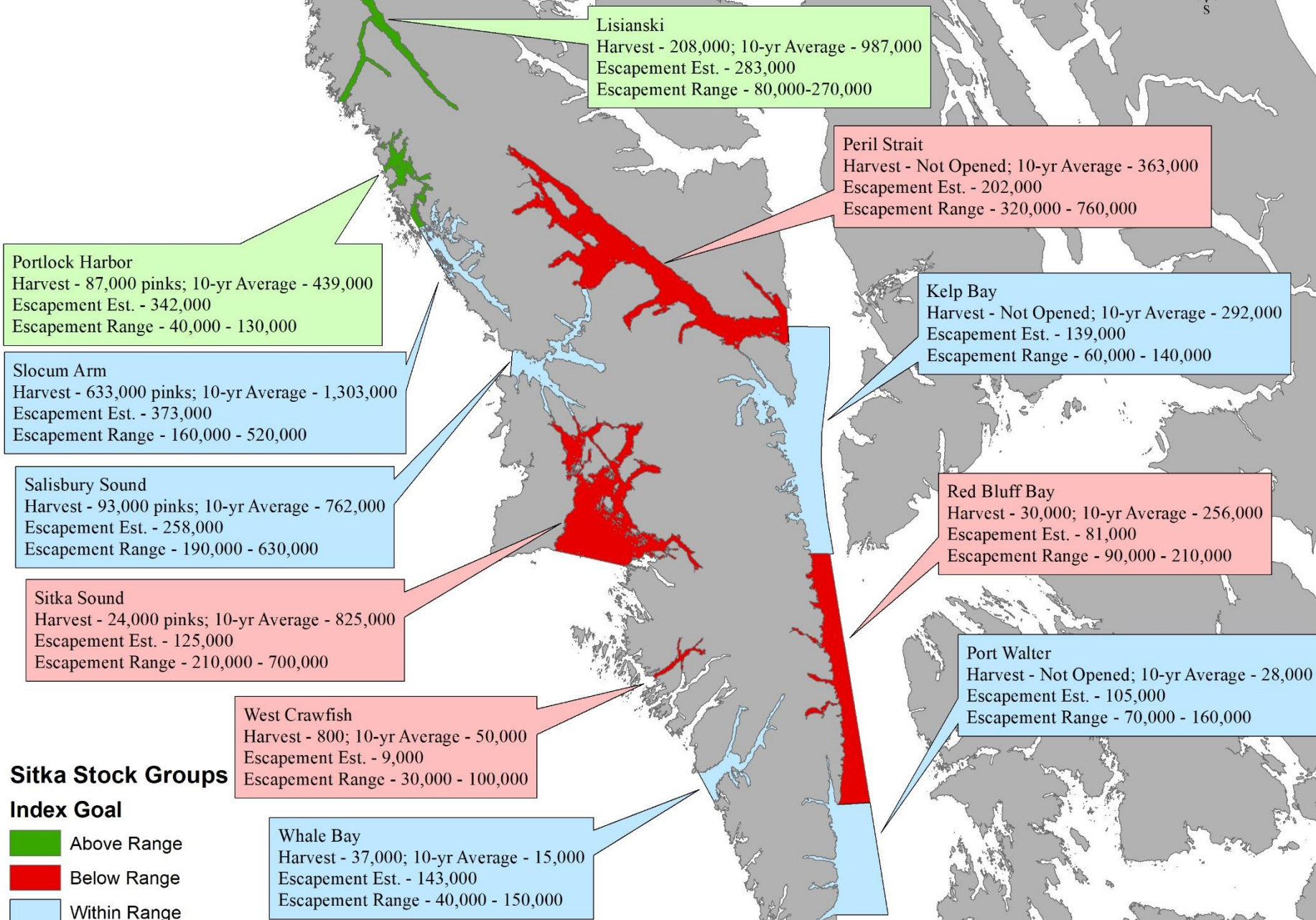
Sitka Stock Groups

Index Goal

- Above Range
- Below Range
- Within Range

Whale Bay
 Harvest - Not Harvest; 10-yr Average - 15,000
 Escapement Est. - 93,000
 Escapement Range - 40,000 - 150,000

2019 Sitka Management Area Pink Salmon Summary

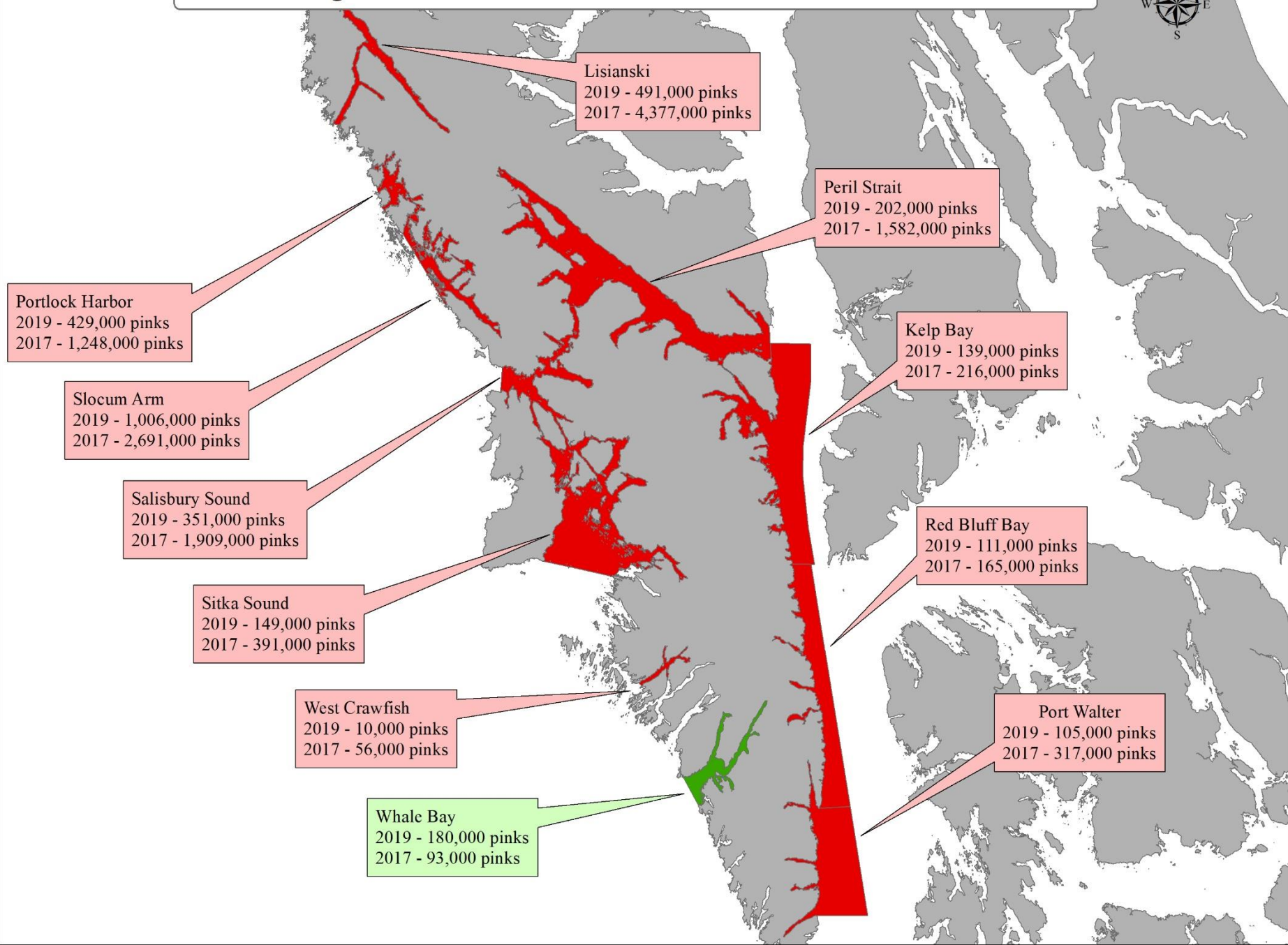


Sitka Stock Groups

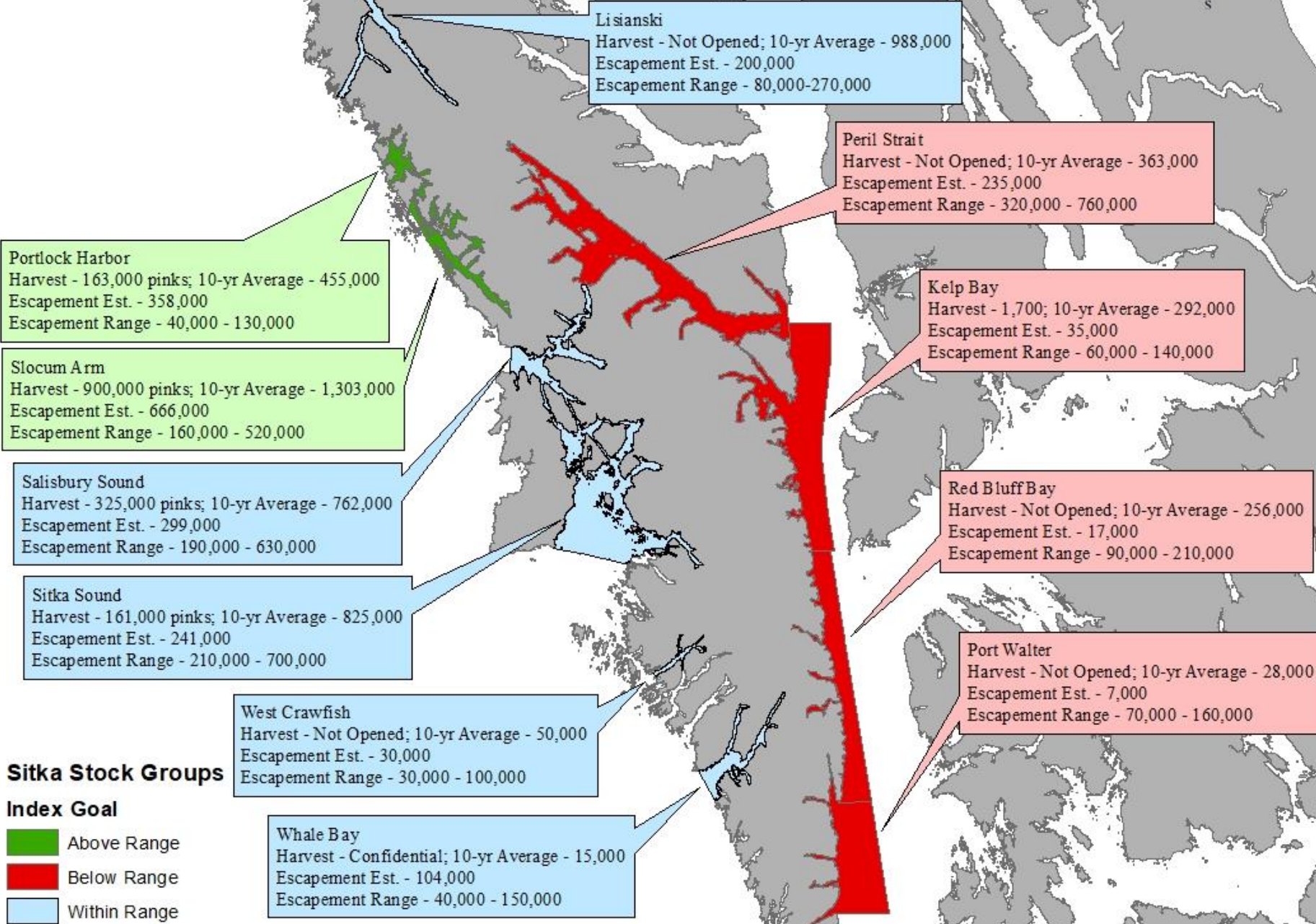
Index Goal

- Above Range
- Below Range
- Within Range

Sitka Management Area Pink Salmon Run Reconstruction 2019 vs 2017



2018 Sitka Management Area Pink Salmon Summary



NW Crawfish W Crawfish NL





2019 Chum Salmon

- Sitka inside areas were weak with escapements well below the 10-year average for the five index streams in the area.
- Sitka outside areas did meet lower bound of SEG. However that is only due to hatchery strays in Whale Bay and West Crawfish Inlet.